REV.	DESCRIPTION	DRAWN	CHECKED	APPROVED
A	NEW RELEASE	LJH 09/22/05'		LJH 09/22/05'
E	ADD DIM	LL 10/30/06'		LJC 10/30/06'
F	ADD DIM	YCH 04/23/08'		LJC 04/23/08'
G	增加V1与V2选择	YCH 03/25/09'		

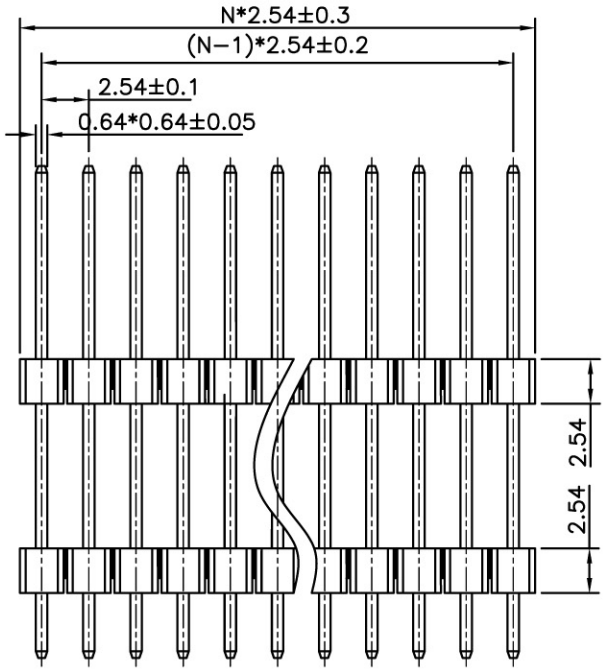

N:NUMBER OF CONTACTS/2

V1 TYPE

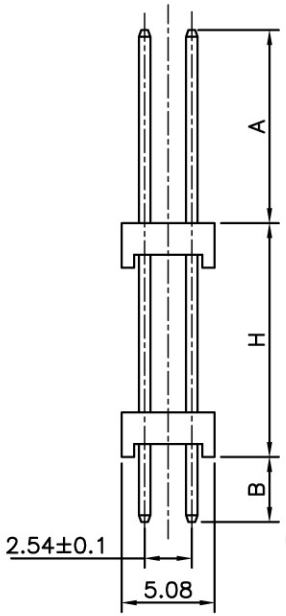

V2 TYPE

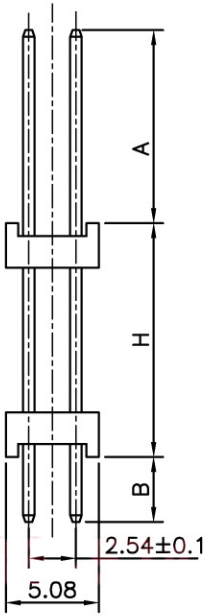

NOTES:

1. ELECTRICAL CHARACTERISTICS:
   1.1 CONTACT RESISTANCE: 50mΩ Max. INITIAL.
   1.2 DIELECTRIC WITHSTANDING VOLTAGE: 500V AC(rms)FOR 1 MINUTE.
   1.3 INSULATION RESISTANCE: 1000MΩ Min.
2. ENVIRONMENT CHARACTERISTICS:
   3.1 OPERATING TEMPERATURE: 0°C~+85°C.
   3.2 STORAGE TEMPERATURE: −20°C~+70°C.
3. PART NUMBER: DS1029−04
4. PRODUCT NUMBER CODE:

1029−04 − X X X X X X X

- DIM.A B H TYPE
  - 1: TYPE 1
  - 2: TYPE 2
  - 46: TYPE 46
  - .....
- BEND TYPE
  - A: V1 TYPE
  - B: V2 TYPE
- MOUNTING TYPE
  - V:VERTICAL TYPE
- HOUSING COLOR
  - B:BLACK
- CONNECTOR PLATING
  - 8: FULL GOLD FLASH
- CONECT TYPE
  - P:PLUG
- No.OF CONTACTS
  - 2*1−2*40

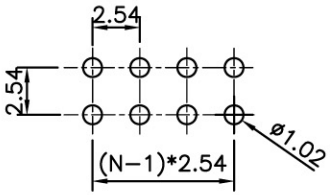

RECOMMEND PCB LAYOUT
(TOLERANCE=±0.05)

GENERAL TOLERANCE		ANGLE TOLERANCE	
X.	±0.60	X.	±5°
.X	±0.38	.X	±3°
.XX	±0.25	.XX	±2°

DRAWING TYPE	CUSTOMER		
SCALE	1:1	SHEET	1 OF 2
DRAWING NO.	C−DS1029−04−XXXXXXX		

PROJECTION		TITLE	BOARD SPACERS PIN HEADER PITCH 2.54mm TYPE
UNITS	mm		
SHEET SIZE	A4	SERIES	DS1029−04 SERIES

深圳市奥盛利电子有限公司