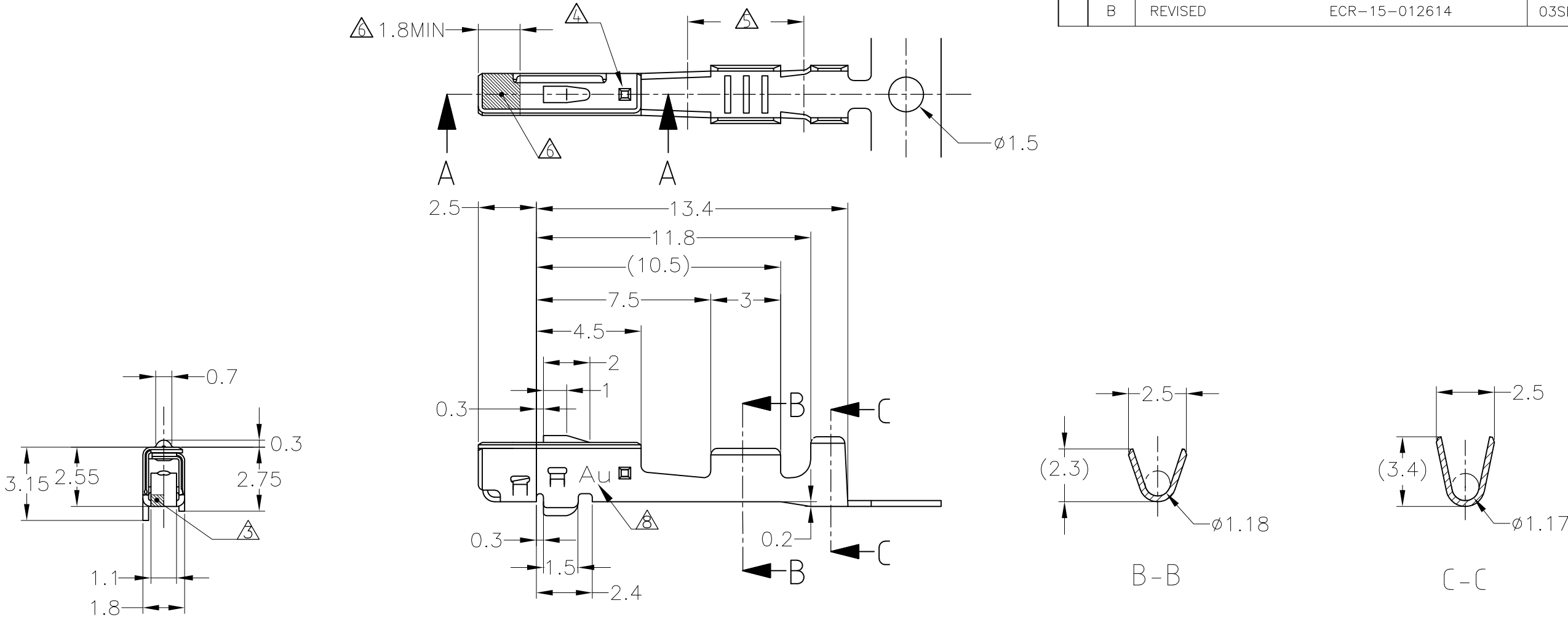
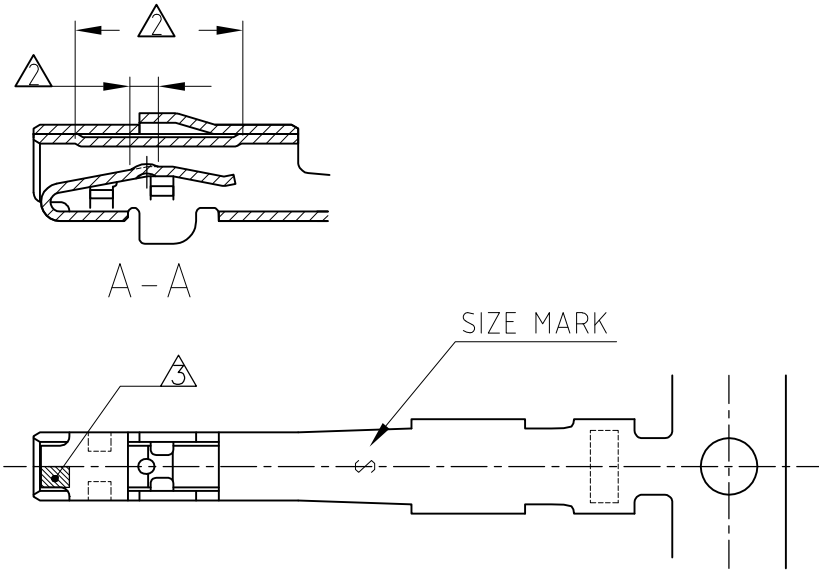


LOC	DIST	REVISIONS				
		P	LTR	DESCRIPTION	DATE	DWN
J	—		B	REVISED	ECR-15-012614	03SEP15
					KK	RK




1. 適用電線 ; AVSS, CAVS, CAVUS 0.3~0.85mm²
AVS 0.3~0.5mm²
但し、使用するコネクタによって適用電線が制限される場合がある
2. 金めっき範囲 (接触面のみ)
3. 識別用金めっき
4. 金めっき識別用マーク (3カ所)
5. すずめっき範囲
6. 金めっき範囲 (1--2のみ)
7. 取付適用規格番号 ; 114-5217
8. 識別用刻印

1. APPLICABLE WIRE RANGE;
AVSS, CAVS, CAVUS 0.3~0.85mm²
AVS 0.3~0.5mm²
BUT, AN APPLIED CONNECTOR OFTEN MAKE
THE APPLICABLE WIRE RANGE NARROW
2. GOLD PLATING AREA (CONTACT SIDE ONLY)
3. GOLD PLATING FOR DISCERNMENT
4. GOLD PLATING DISCERNMENT MARK (3 PLACES)
5. TIN PLATING AREA
6. GOLD PLATING AREA (1--2 ONLY)
7. APPLICATION SPEC NO; 114-5217
8. MARKING FOR IDENTIFICATION



SELECTIVE GOLD/TIN	2 3 5 6 8	1-316837-2
SELECTIVE GOLD/TIN	2 3 5 8	316837-2
SEE DRAWING 316837-1		316837-1
FINISH		PART NUMBER

THIS DRAWING IS A CONTROLLED DOCUMENT.		DWN M.SUGAWARA 18MAY06	 TE Connectivity		
DIMENSIONS: 単位: 耗 mm		CHK T.SHINOHARA 18MAY06			
TOLERANCES UNLESS OTHERWISE SPECIFIED: 一般公差		APVD K.BETSUI 18MAY06	NAME 名称		
TOLERANCES UNLESS OTHERWISE SPECIFIED: 一般公差		PRODUCT SPEC 製品規格	040 III UNSEALED CONTACT RECEPTACLE (S) Au		
MATERIAL 材料 Cu ALLOY		APPLICATION SPEC 取付適用規格 114-5217	SIZE	CAGE CODE	DRAWING NO 番号
FINISH 仕上		WEIGHT 0.27g	A3	00779	C-316837
SEE TABLE		CUSTOMER DRAWING	SCALE 尺度	SHEET 1 OF 1	REV B

Mouser Electronics

Authorized Distributor

Click to View Pricing, Inventory, Delivery & Lifecycle Information:

[TE Connectivity:](#)

[316837-2](#)