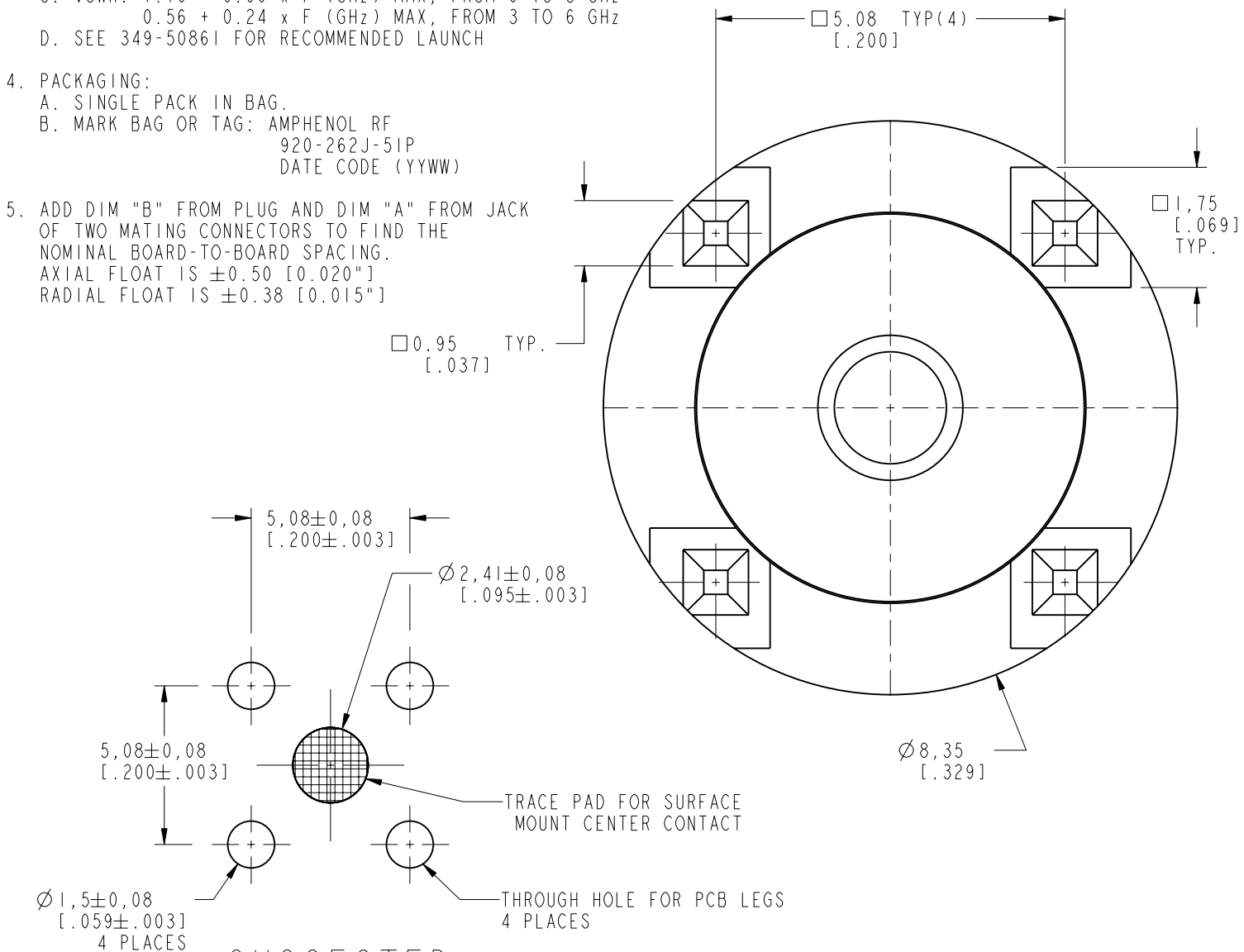
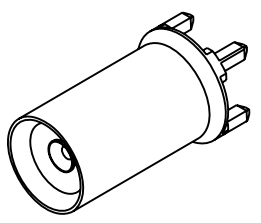
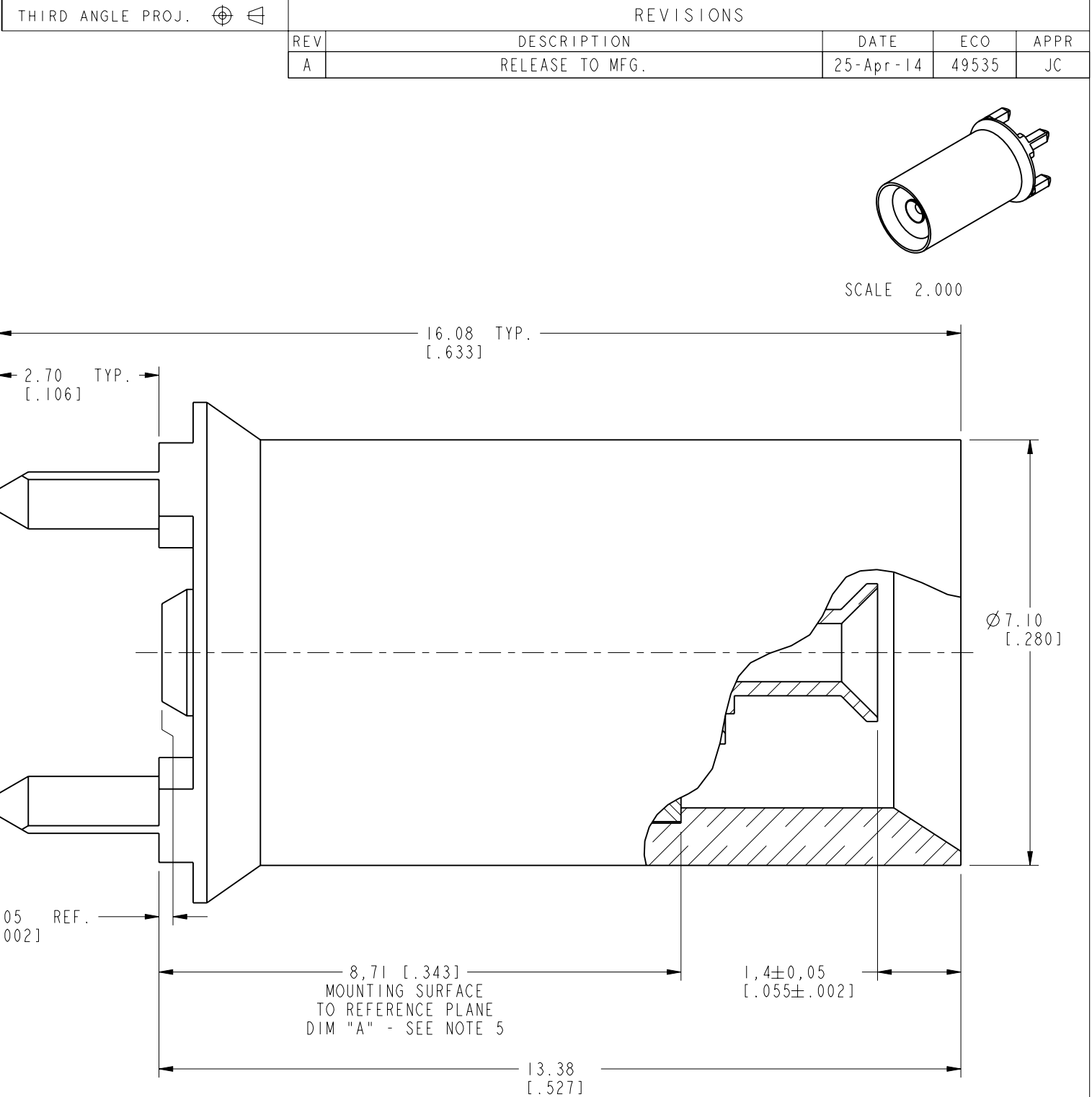


NOTES:

1. MATERIALS AND FINISHES:
BODY: BRASS, GOLD PLATING
CONTACT: BERYLLIUM COPPER, GOLD PLATING.
INSULATOR: PTFE
2. PHYSICAL:
A. OPERATING TEMPERATURE: -65°C to +165°C
B. DURABILITY: 100 MATING CYCLES MINIMUM
C. INTERFACE: PROPRIETARY AFI INTERFACE
3. ELECTRICAL:
A. IMPEDANCE: 50 OHMS, NOMINAL
B. FREQUENCY RANGE: 0 TO 6 GHz
C. VSWR: 1.10 + 0.06 x F (GHz) MAX, FROM 0 TO 3 GHz
0.56 + 0.24 x F (GHz) MAX, FROM 3 TO 6 GHz
D. SEE 349-50861 FOR RECOMMENDED LAUNCH
4. PACKAGING:
A. SINGLE PACK IN BAG.
B. MARK BAG OR TAG: AMPHENOL RF
920-262J-51P
DATE CODE (YYWW)
5. ADD DIM "B" FROM PLUG AND DIM "A" FROM JACK
OF TWO MATING CONNECTORS TO FIND THE
NOMINAL BOARD-TO-BOARD SPACING.
AXIAL FLOAT IS ±0.50 [0.020"]
RADIAL FLOAT IS ±0.38 [0.015"]



SUGGESTED
PCB FOOTPRINT



SCALE 2.000

CUSTOMER OUTLINE DRAWING
ALL OTHER SHEETS ARE FOR INTERNAL USE ONLY

UNLESS OTHERWISE SPECIFIED, DIMENSIONS ARE IN METRIC AND TOLERANCES ARE: <0.5mm 0.5 - 6mm 6 - 30mm 30 - 120mm ANGLES ± 0.05mm ±0.1mm ±0.2mm ± 0.3mm ±1° NOTICE - These drawings, specifications, or other data (1) are, and remain the property of Amphenol corp. (2) must be returned upon request; and (3) are confidential and not to be disclosed to any person other than those to whom they are given by Amphenol Corp. the furnishing of these drawings, specifications, or other data by Amphenol Corp., or to any other person to anyone for any purpose is not to be regarded by implication or otherwise in any manner licensing, granting rights to permitting such holder or any other person to manufacture, use or sell any product, process or design, patented or otherwise, that may in any way be related to or disclosed by said drawings, specifications, or other data.	MATERIAL SEE NOTES	DRAWN JEKY.C	DATE 25-Apr-14	TITLE AFI STR JACK PCB MOUNT		Amphenol RF www.amphenolrf.com		
		ENGINEER T. SMITH	DATE 20-Aug-12					
	REFERENCE EAR # 3289	APPROVED S.HSIEH	DATE 12-May-14	SCALE: 11.0:1.0		SHEET 2 OF 2	DRAWING NO.920-262J-51P	
	CONFIGURATION LEVEL: <input type="checkbox"/> <input type="checkbox"/> <input type="checkbox"/>	CAD FILE	DWG SIZE B				REV A	ITEM NO.920-262J-51P
	FINISH							PART NO.920-262J-51P

Mouser Electronics

Authorized Distributor

Click to View Pricing, Inventory, Delivery & Lifecycle Information:

[Amphenol:](#)

[920-262J-51P](#)